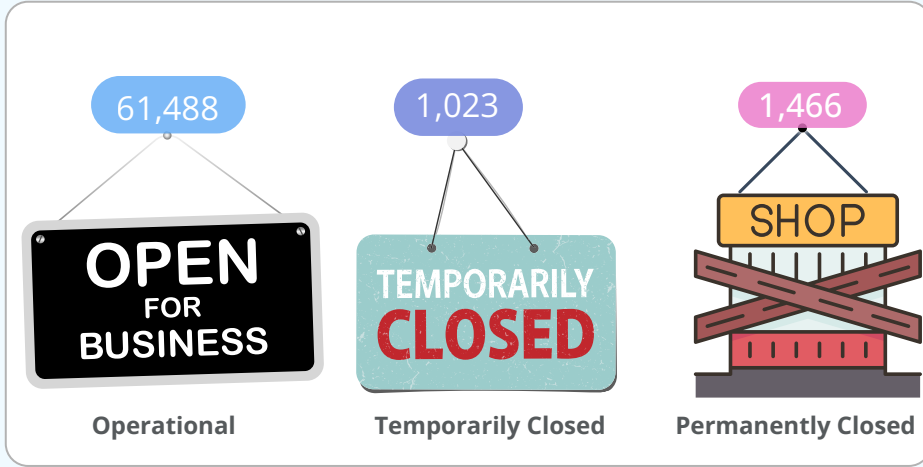




Highlights of the Economic Census 2024 Report

Operational Status of Entities



96.1% Operational

Entities that were running their day-to-day operations at the time of the Economic Census (EC).

1.6% Temporarily closed

Entities that were not operating at the time of the EC, having ceased activities before or during the EC period (e.g., due to seasonality, maintenance, disaster, etc.) but intend to resume.

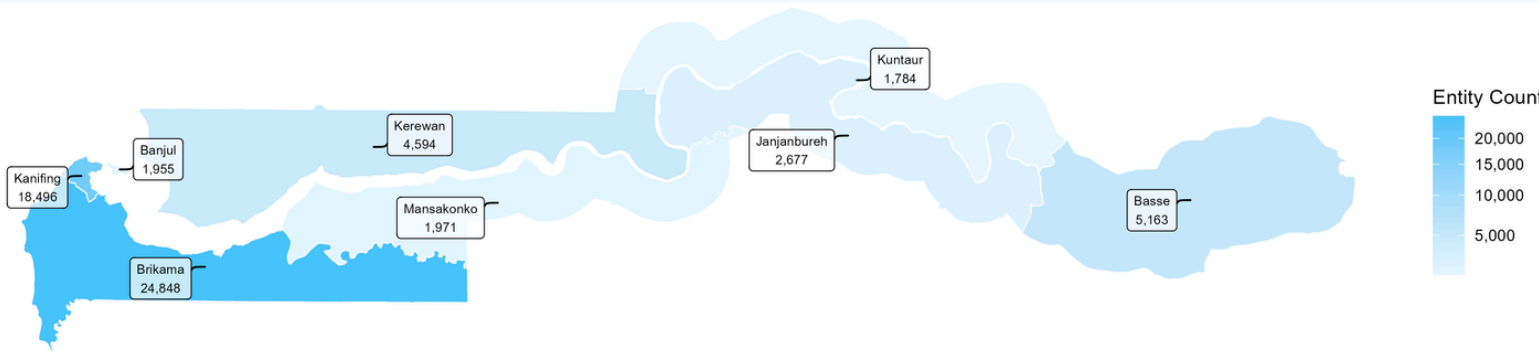
2.3% Permanently closed

Entities that ceased operations for reasons such as bankruptcy, disaster, etc. and do not intend to resume.

An **ENTITY** is an institutional unit capable, in its own right, of owning assets, incurring liabilities and engaging in economic activities and transactions with other entities. It may be a profit-making institution (e.g., a Business) or a non-profit institution (e.g., a Non-Governmental Organization, Association, or Foundation).

The EC **covered entities with fixed structures** operating in The Gambia but it **excluded hawkers, street vendors, entities without fixed structures, non-enclosed market entities, extra-territorial organizations** (e.g., embassies, consulates, and UN bodies), and **Government Ministries, Departments, and Agencies** (MDAs). However, State-Owned Enterprises (SOEs) and Public-Private Partnerships (PPPs) were included.

Number of Operational Entities by LGA



Total Operational Entities

61,488


Highest: Brikama

40.4%

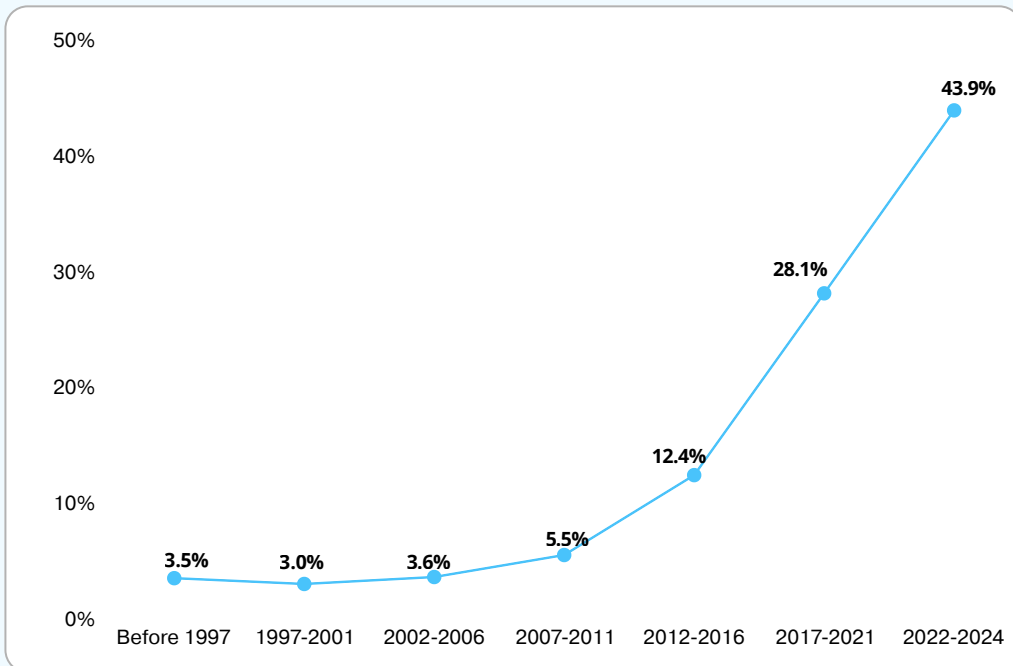
Lowest: Kuntaur

2.9%

Entity Size by Area of Residence

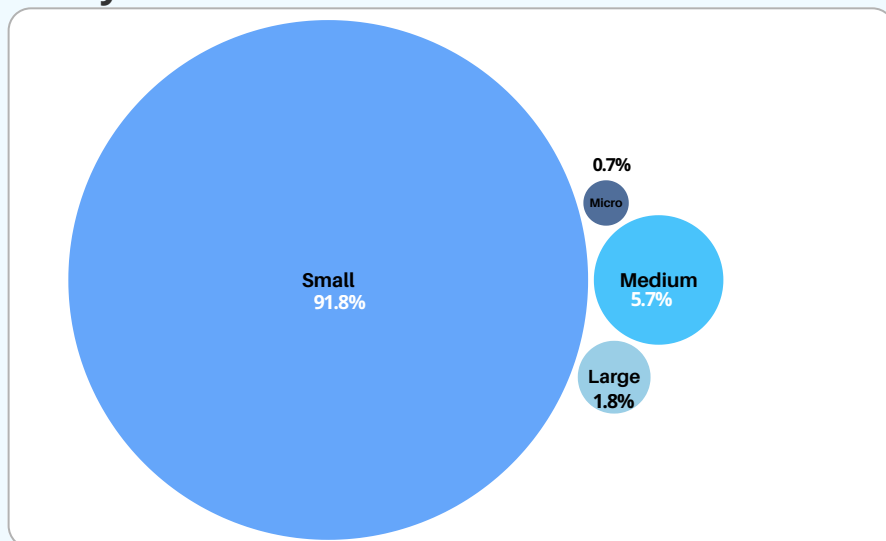


Entities by Year of Establishment



72.0 per cent of operational entities were established between 2017 and 2024, reflecting improvements in The Gambia's business environment. The country's overall ease of doing business score rose from 46.2 in 2016 to 50.3 in 2020, with notable improvements in 'starting a business', 'getting electricity', and 'paying taxes' (World Bank, 2020). These improvements likely contributed to the significant increase in entities established during this period.

Entity Size¹



Large

All entities with at least 15 paid workers or a turnover of GMD 30 million or more.



Medium

All entities with 6 to 14 paid workers or a turnover of at least GMD 5 million but less than GMD 30 million.



Small

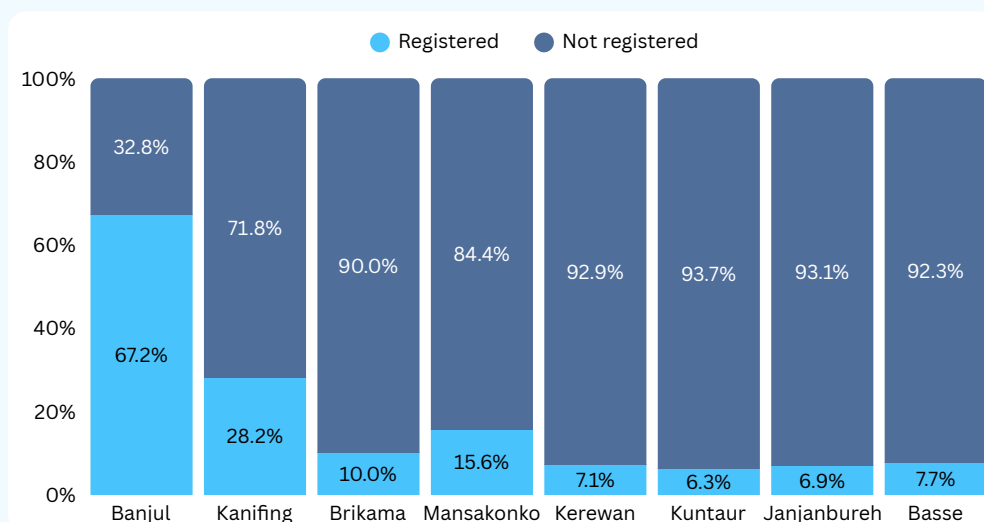
All entities with 1 to 5 paid workers or a turnover of at least GMD 3 million but less than GMD 5 million.



Micro

All entities with no paid workers or a turnover of less than GMD 3 million.

Entities Registered with Registrar of Companies by LGA



National

Registered Entities

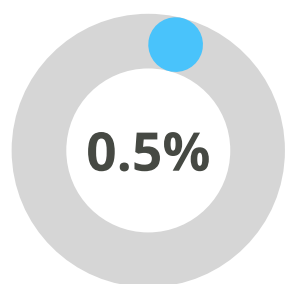
16.8%

Not registered Entities

83.2%

¹ Entity size is based on 2023 data on persons engaged and annual turnover. Entities that began operations in 2024 or later were excluded, as they were not in operation during the 2023 reference year.

Entities by Sector

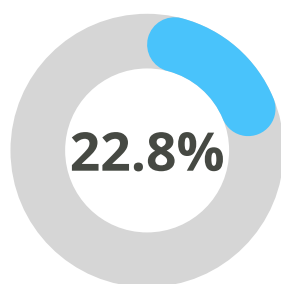


Agriculture, Forestry and Fishing



Agricultural Sections

- Crops
- Livestock
- Forestry and Logging
- Fishing and Aquaculture

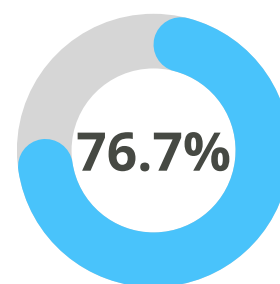


Industry



Industry Sections

- Mining and quarrying
- Manufacturing
- Electricity, gas, steam and air conditioning supply
- Water supply; sewerage, waste management and remediation activities
- Construction



Services



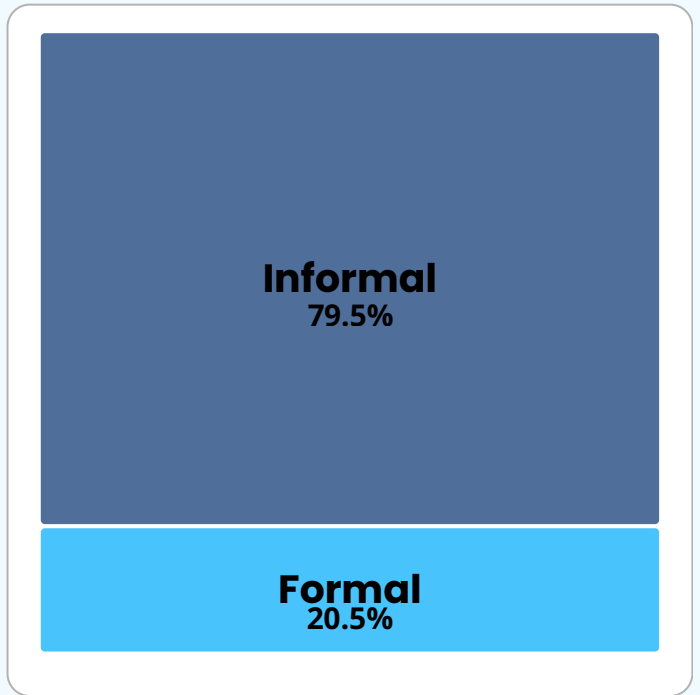
Services Sections

- Wholesale and retail trade; repair of motor vehicles and motorcycles
- Transportation and storage
- Accommodation and food service activities
- Information and communication
- Financial and insurance activities
- Real estate activities
- Professional, scientific and technical activities
- Administrative and support service activities
- Education
- Human health and social work activities
- Arts, entertainment and recreation
- Other service activities

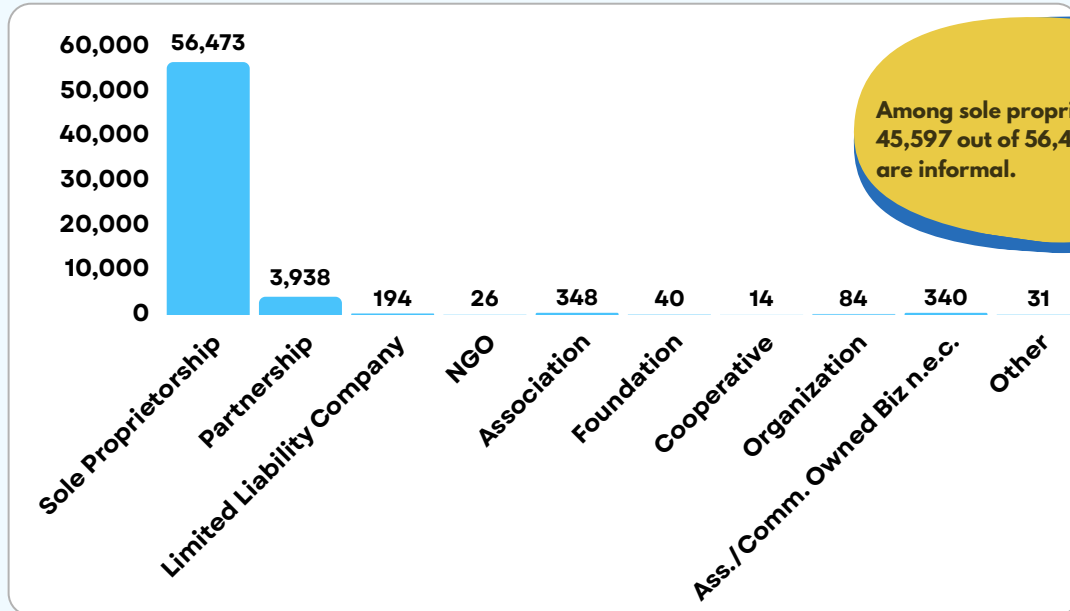
An entity is considered formal if the entity...

-  is registered with the Registrar of Companies under the Ministry of Justice
-  or is registered with Gambia Revenue Authority (GRA)
-  or is a Limited Liability Company (i.e., Private Limited Liability Company, State-Owned Enterprise, or Public-Private Partnership)
-  or is an Non-Governmental Organization
-  or maintains a complete set of accounts (i.e., an income statement and a balance sheet).

Formality of the Entities



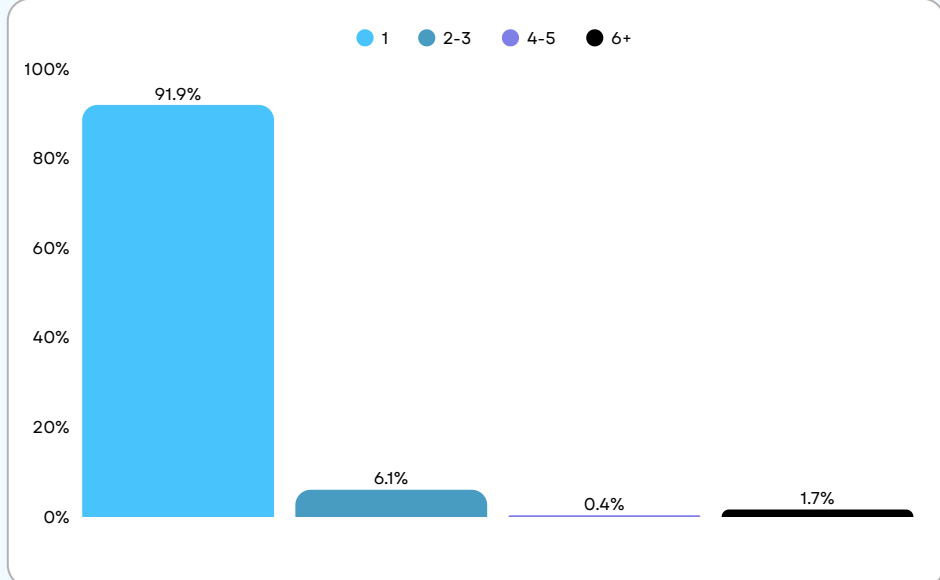
Legal Status of Entities²



Among sole proprietorships, 45,597 out of 56,473 entities are informal.



Entities by Number of Owners³

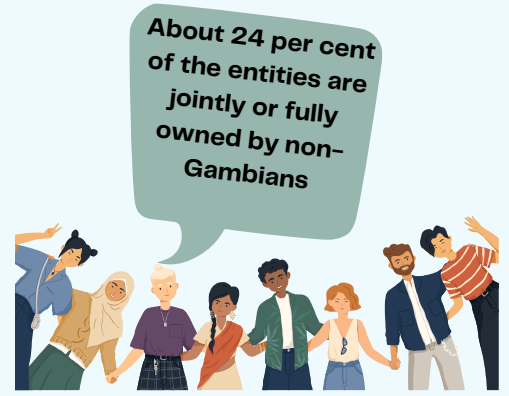
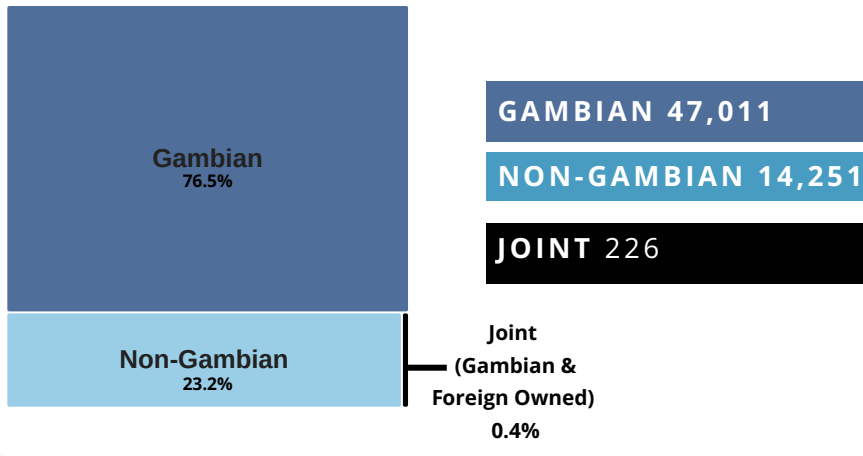


Sole proprietorship is the simplest and most common form of business ownership in The Gambia, especially for small-scale operations.

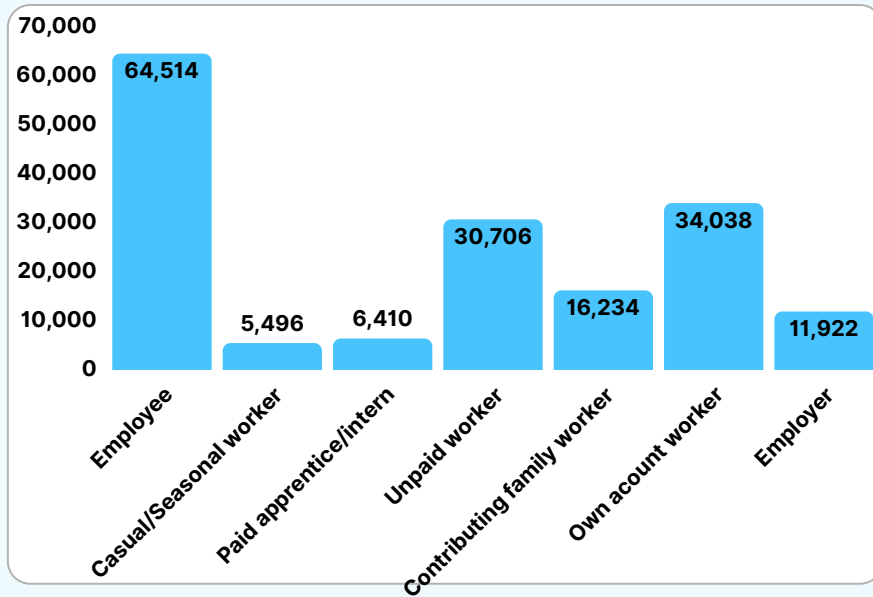
² 'Ass./Comm. Owned Biz n.e.c.' refers to 'Association/Community Owned business not elsewhere classified'

³ The question on the number of owners was asked only to Sole Proprietorships, Partnerships, Private Liability Companies, and Public-Private Partnerships.

Nationality of Ownership⁴



Number of Workers, 2023



01

Paid Worker

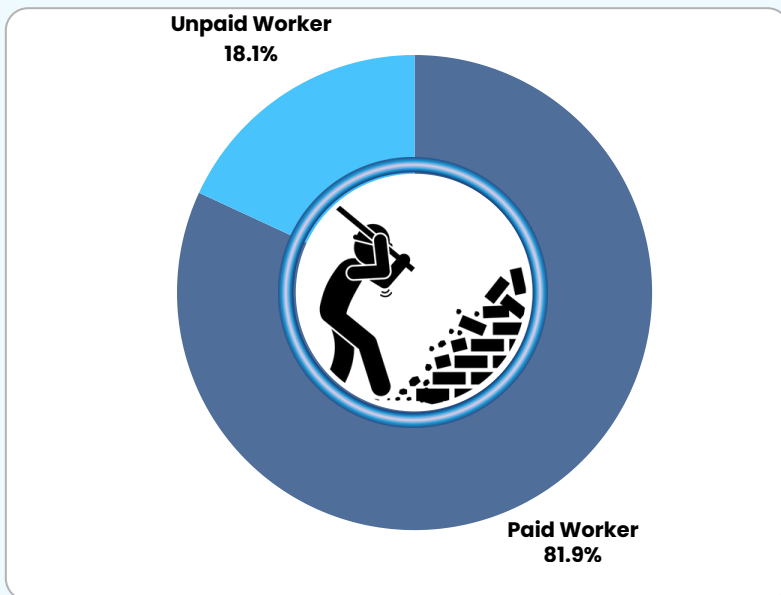
Includes all persons who work for pay (either in cash or kind) for an entity. It includes employees, employers, own account workers, casual workers, seasonal workers, contributing family workers, and paid apprentices/interns.

02

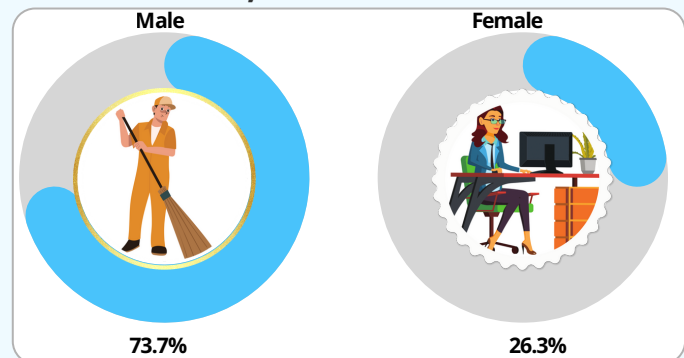
Unpaid worker

Includes all persons who work without pay for an entity. It includes unpaid apprentices and interns.

Employee Category, 2023



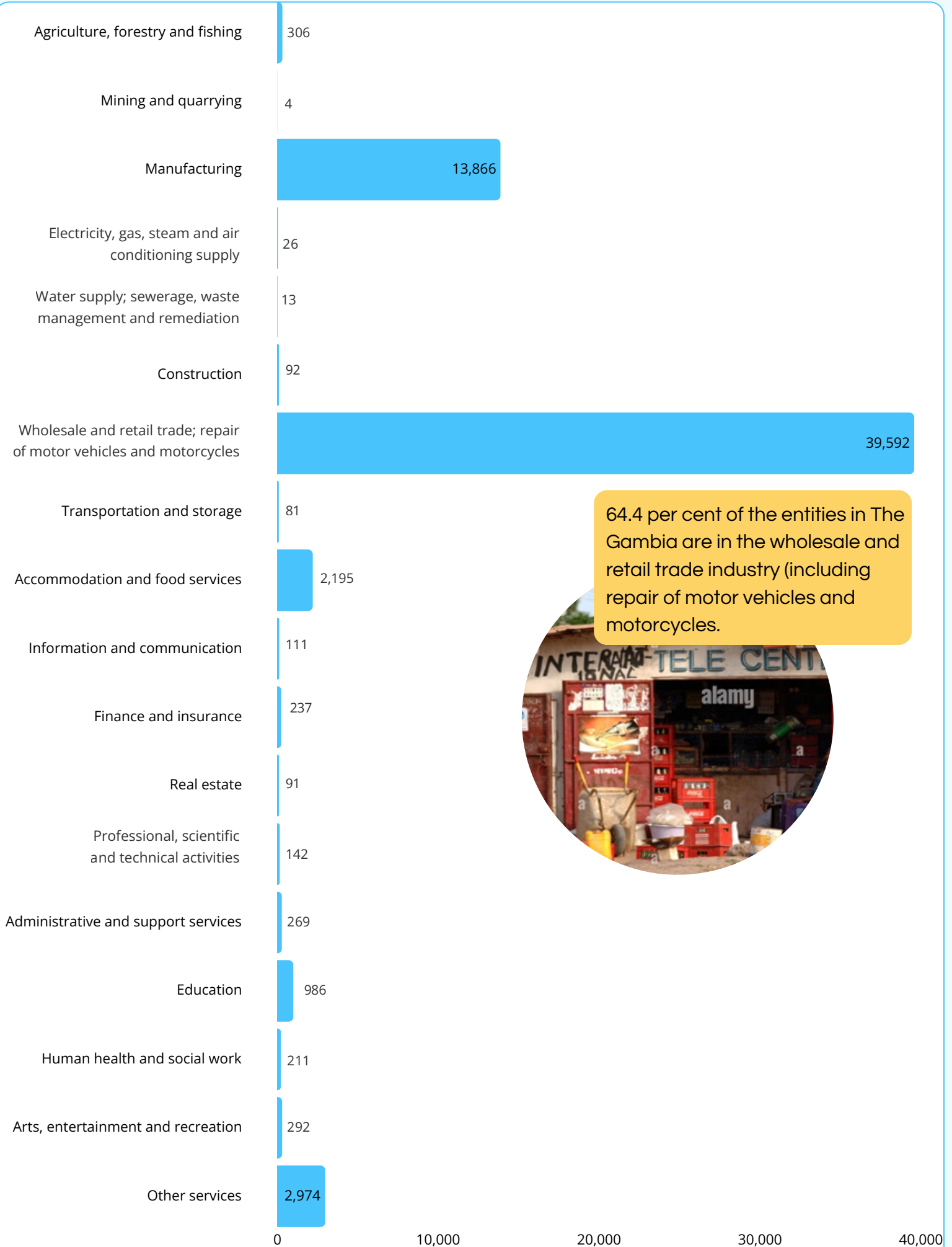
Paid Workers, 2023



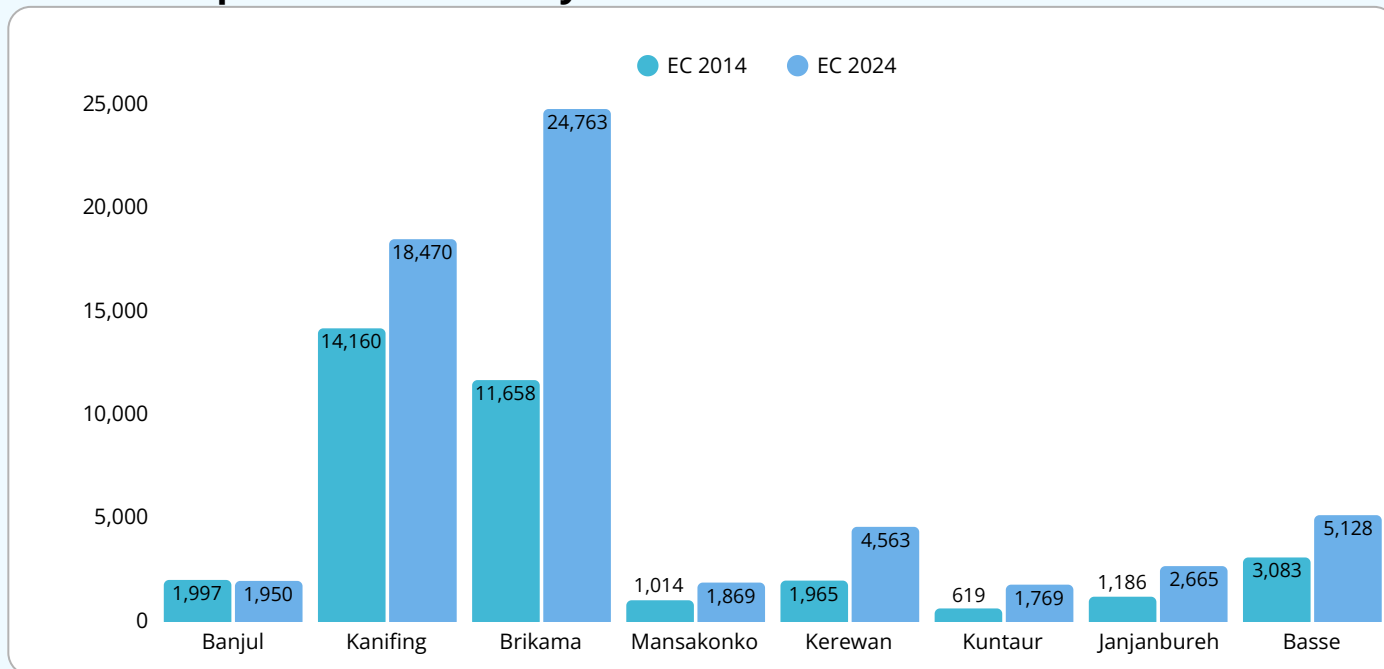
In 2023, the number of male employees in entities with fixed structures was almost 2.5 times that of female employees.

⁴ The percentages for nationality of ownership sum to 100.1%. This slight discrepancy is due to rounding and does not affect the accuracy of the data presented.

Industry of the Entities



Number of Operational Entities by LGA – EC 2014 vs. EC 2024⁵



The number of entities in Brikama LGA increased by 13,105, rising from 11,658 in 2014 to 24,763 in 2024. This significant growth is partly attributed to population movements into newly established settlements within the LGA. Many of these areas had relatively few occupants in 2014 but have witnessed rapid population growth over the past ten years. Furthermore, according to the 2024 Gambia Population and Housing Census (GPHC) Preliminary Report, Brikama LGA accounted for 47.5 per cent of the national population (GBoS, 2024).

⁵ To compare the number of operational entities between EC 2014 and EC 2024, the agriculture industry is excluded, as it was not covered in EC 2014.



GBoS Website

<https://www.gbosdata.org>



Economic Census Publications

<https://www.gbosdata.org/downloads/159-2024-economic-census>



info@gbosgov.org

ecostat@gbosgov.gm